




CAR BENCH[®]
CAR BENCH INTERNATIONAL SPA

ONLY THE BEST CAN BE NUMBER ONE

ALU KIT



The Aluminium (Alu-kit) is the ideal partner for the repair of all the small damages which happen daily and which need to be repaired in any body-shop.

It is a reliable, fast and easy system which reduces the repair times to the minimum, considering that the preparation of the panels are reduced to the minimum. The paint is very marginally removed.

The highest flexibility of the mobile foot of the bar makes the reparation possible in any area of the car and thank to the suction cups it can be used also on the vertical panels. And always just by 1 worker.

Last thing to notice is that the kit is equipped with a specific generator for aluminium which guarantees the highest performances also in the most difficult surfaces.

Repairing has never been so easy!




Pulling bar kit M 0.90 with mobile feet



Pull system for aluminum complete with head




7 aluminum hammers kit



Trolley

MULTI-PURPOSE SINGLE PHASE SPOTTER FOR BODY SHOP

- Supplied with spot gun, ground lead with double clamps
- Ideal for welding aluminium or steel studs, not only in the body repair industry but also for applications like vehicles customization, panels or internal components fastening, etc.
- The handling of the standard gun, the double ground leads and clamps allow the welding of studs even in the most difficult places to reach
- The LCD Displays is able to show the functions such as:
 - Selection of stud material and diameter
 - Selection of base material where the stud should be welded
 - Working voltage input
 - Applied force input
 - Weldability check between stud and base material
- The body shop is the suitable application field



Time-saving on
automotive repairing



Perfect for welding aluminum
pins or steel in the case of vehicles

Threaded washer
for rivets (2 pcs)



Threaded rivets
M4x15 (100 pcs)



3-point spacer



Generator
trolley and
accessories




ALU KIT



"SPOTTER" - TECHNICAL FEATURES

Single phase input	230V 50/60 Hz $\pm 10\%$	115V 50/60 Hz $\pm 10\%$
Fuse rating (slow blow)	10 A	16 A
Energy adjustment range		50J \div 1500J
Capacity		66 mF
Max. weldable stud diameter		M 8
Protection class		IP 23 S
Weight		13 Kg
Dimensions		175 x 503 x 400h mm



CAR BENCH
TRAINING ACADEMY

REPAIR
METHODS

CAR BENCH
EQUIPMENT TRAINING

CUSTOMIZED
OEM TRAININGS



Car Bench International S.p.A.
Via Dorsale, 22 - 54100 Massa (MS) - ITALY
info@carbench.it - ph. +39 0585 251261
www.carbenchinternational.com